


# SEDIMENT FILTRATION



## INLINE CENTRIFUGAL SEDIMENT FILTERS



Spin Down  
Sediment  
Filter

Sediment  
Trapper  
Filter

**Spin Down Sediment Filters** make solid particle removal simple and economical. Unlike other centrifugal filter/separators which are limited to removing particles no finer than 200 mesh (approx. 85 micron), Spin Down Filters use durable screen elements available in nine different sizes, from 24 mesh (711 micron) to 1000 mesh (15 micron), to handle a wider variety of applications. **Sediment Trapper Filters** offer a larger storage area (less maintenance time) and a unique element that separates the sediment and traps it beneath the element where it collects until flushed away.

- Easily flush sediment from filter by simply opening purge valve
- Sediment is visible through clear cover indicating need for flushing
- Clear cover easily removed for total cleaning
- No tools required (hand tighten only—using tools voids warranty)
- Cleanable and reusable polyester or stainless steel filter screens
- No down time

### SCREEN SIZES

Mesh	Microns	Opening	
		inches	mm
24	711	0.028	0.711
30	533	0.021	0.533
40	381	0.015	0.381
60	254	0.010	0.254
100	152	0.006	0.152
140	104	0.004	0.102
200	74	0.0029	0.073
250	61	0.0024	0.061
500	30	0.0012	0.030
1000	15	0.0006	0.0152

### ORDERING INFORMATION

Part Number Matrix:

**UR (CS) – (MS) (SM) – F**

#### (CS) Connection Size

34 = 3/4 inch FPT  
1 = 1 inch Socket  
15 = 1-1/2 inch Socket  
2 = 2 inch Socket

#### (MS) Mesh Size

*Polyester Screens:*  
24 100 1000  
30 140  
40 250  
60 500  
*SS Screens:*  
30 100 200  
60 140

#### (SM) Screen Material

*Spin Down Filters:*  
none = Polyester  
SS = Stainless Steel  
*Sediment Trapper Filters:*  
ST = Polyester  
STSS = Stainless Steel

#### Examples:

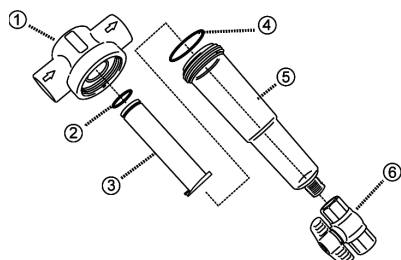
**UR34-100-F** = Spin Down Filter with 3/4 inch FPT connections and 100 mesh polyester screen

**UR1-60STSS-F** = Sediment Trapper Filter with 1 inch socket connections and 60 mesh stainless steel screen

### REPLACEMENT PARTS AVAILABLE

(See illustration left)

- |                   |                 |                |
|-------------------|-----------------|----------------|
| 1. Body           | 3. Element      | 5. Cover       |
| 2. Element O-ring | 4. Cover O-ring | 6. Purge Valve |



# SEDIMENT FILTRATION

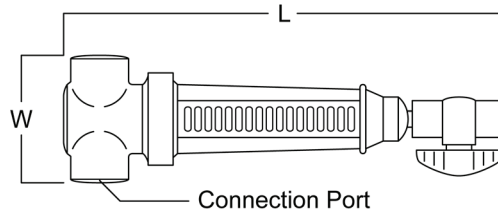


## INLINE CENTRIFUGAL SEDIMENT FILTERS

### MESH SELECTION

Material in Water	Application	Mesh Size
Shale, shell	General Use	24
Debris	General use	24, 30, 40
Pipe scale, coarse sand	Sprinkler systems, faucet aerators, sand sensitive valves	40, 60
Fine sand, grit from new wells	Drip irrigation systems, faucet aerators, sand sensitive valves	100, 140
	Poultry growers, watering devices	100
	Fogger nozzles	140
Very fine sand and grit	Pre-treatment	250, 500
	Pre-treatment, ultra water systems, RO, etc.	1000
Algae	Grows in presence of light under clear filter cover	Use Sun Shield

NOTE: In general, use the coarsest screen deemed necessary to filter the material you want removed. This will result in longer runs between blow-downs.

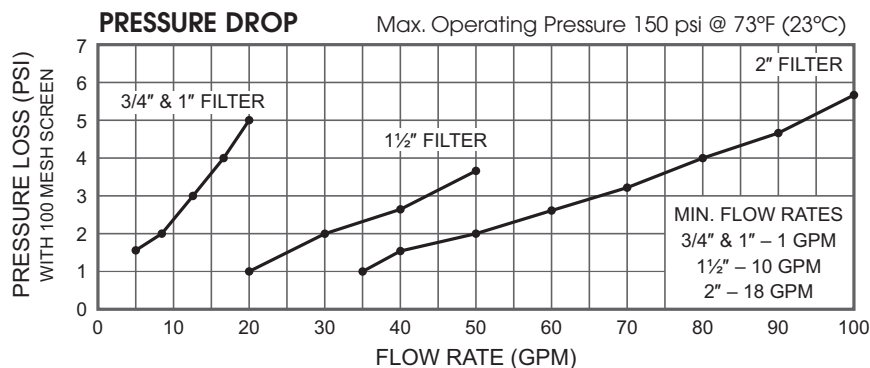


### SPIN DOWN SEDIMENT FILTER SPECIFICATIONS

Part Size	Length	Width	Flow Capacity
3/4 inch	11-3/8 inch	5 inch	1 to 25 gpm
1 inch	11-3/8 inch	5 inch	1 to 25 gpm
1-1/2 inch	15-3/8 inch	5-1/4 inch	10 to 50 gpm
2 inch	17-7/8 inch	5-1/2 inch	18 to 100 gpm

### SEDIMENT TRAPPER FILTER SPECIFICATIONS

Part Size	Length	Width	Flow Capacity
3/4 inch	14-3/8 inch	5 inch	1 to 25 gpm
1 inch	14-3/8 inch	5 inch	1 to 25 gpm
1-1/2 inch	15-3/8 inch	5-1/4 inch	10 to 50 gpm
2 inch	17-7/8 inch	5-1/2 inch	18 to 100 gpm



NOTE: These filters are designed for general use in applications with water temperatures up to 100°F.